

Independent Schools  
Examinations Board

# COMMON ENTRANCE EXAMINATION AT 13+

## SPANISH

### SPEAKING

24, 25, 26 or 27 January 2011

Please read this information before the examination starts.

- This examination consists of three parts.  
The **first** part is a role-play situation. Carry out the tasks indicated in words and pictures. When you see exclamation marks (!) be ready to answer a question.  
The **second** part consists of a discussion with your teacher, lasting about 2 minutes, on a topic which you have chosen. Your teacher will ask you some questions.  
The **third** part takes the form of a discussion with your teacher, lasting about 2 minutes, on a topic which he or she chooses from those you have prepared. Your teacher will ask you some questions.
- You are allowed 10 minutes to prepare.
- Dictionaries are allowed during the preparation period, but not during the examination.
- You may not make notes.
- The whole of the examination is to be recorded.



## ROLE PLAY 1

You are talking with your Spanish friend about life and work at school. Your teacher will play the part of your friend. **Your teacher will speak first.**

1. Say your school starts at 8.30.




2. Say you go to school on foot.



3. Ask your friend how many lessons he/she has in the morning.



4. Ask what he/she does during break.



5. Ask where he/she has lunch.



6. Answer the question.



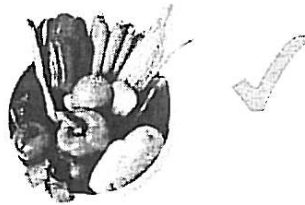
## ROLE PLAY 2

You are visiting Spain and you want to go out to eat tonight with your Spanish friend. Your teacher will play the part of your friend. **Your teacher will speak first.**


1. Say you would like to go to a restaurant tonight.



2. Say you are vegetarian.



3. Say yes, you love fish.



4. Answer the question.



5. Ask your friend how the weather is going to be tonight.

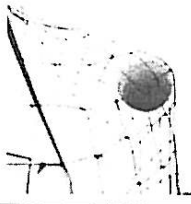



6. Say you will wear a jacket.



### ROLE PLAY 3

You are talking with your Spanish friend about your region. Your teacher will play the part of your Spanish friend. **Your teacher will speak first.**

	TU PUEBLO	EL PUEBLO DE TU AMIGO
<b>situada</b>	campo-norte Inglaterra	sur, cerca de la playa
<b>habitantes</b>	300	500
<b>atracciones para los jóvenes</b>	gimnasio muchos parques	jardines parques de atracciones
<b>lo mejor</b>	campo de fútbol 	parques
<b>lo peor</b>	transporte-lento	la piscina- sucia
<b>en el futuro</b>		tiendas de ropa

1. Say where your town is situated.
2. Say how many inhabitants there are.
3. Say what there is in your town.
4. Say what you think is the best place in your town.
5. Ask what he/she does not like about his/her town.
6. Answer the question.

