

Independent Schools
Examinations Board

COMMON ENTRANCE EXAMINATION AT 13+

SPANISH

SPEAKING

1, 2, 3 or 4 November 2010

Please read this information before the examination starts.

- This examination consists of three parts.

The **first** part is a role-play situation. Carry out the tasks indicated in words and pictures. When you see an exclamation mark (!), be ready to answer a question.

The **second** part consists of a discussion with your teacher, lasting about 2 minutes, on a topic which you have chosen. Your teacher will ask you some questions.

The **third** part takes the form of a discussion with your teacher, lasting about 2 minutes, on a topic which he or she chooses from those you have prepared. Your teacher will ask you some questions.

- You are allowed 10 minutes to prepare.
- Dictionaries are allowed during the preparation period, but not during the examination.
- You may not make notes.
- The whole of the examination is to be recorded.



ROLE PLAY 1

You are talking with your Spanish friend about your weekend routine. Your teacher will play the part of your friend. **Your teacher will speak first.**

1. Say on Friday after school you play video games at home.



2. Say on Saturday morning you do activities at school.



3. Say you have art and drama lessons.



4. Say you get up at 11 o'clock on Sunday.



5. Ask what he/she normally does on Sunday afternoon.



6. Answer the question.




ROLE PLAY 2

You are visiting Madrid and you need to find the tourist information office. A Spanish person is helping you. Your teacher will play the part of the Spanish person. **Your teacher will speak first.**

1. Ask if there is a tourist office.



2. Ask if it is far.



3. Thank him/her and say he/she is very kind.



4. Say you need a map of Madrid.



5. Say you are going to visit the museum.






6. Answer the question.



ROLE PLAY 3

You are talking with your Spanish friend about your best friend in England. Your teacher will play the part of your Spanish friend. **Your teacher will speak first.**

	MARY, TU MEJOR AMIGA EN INGLATERRA	TU AMIGO/A ESPAÑOL/A
edad	13 años	14 años
cumpleaños		mayo 12
descripción	pelo: rubio ojos: verdes	pelo: negro ojos: marrones
carácter	simpática, amable	inteligente
deporte que practica		
tiempo libre	club 	??

1. Say how old Mary is.
2. Say when Mary's birthday is.
3. Describe Mary physically.
4. Answer the question.



5. Ask what he/she does in his/her free time.
6. Say what Mary likes to do in her free time.